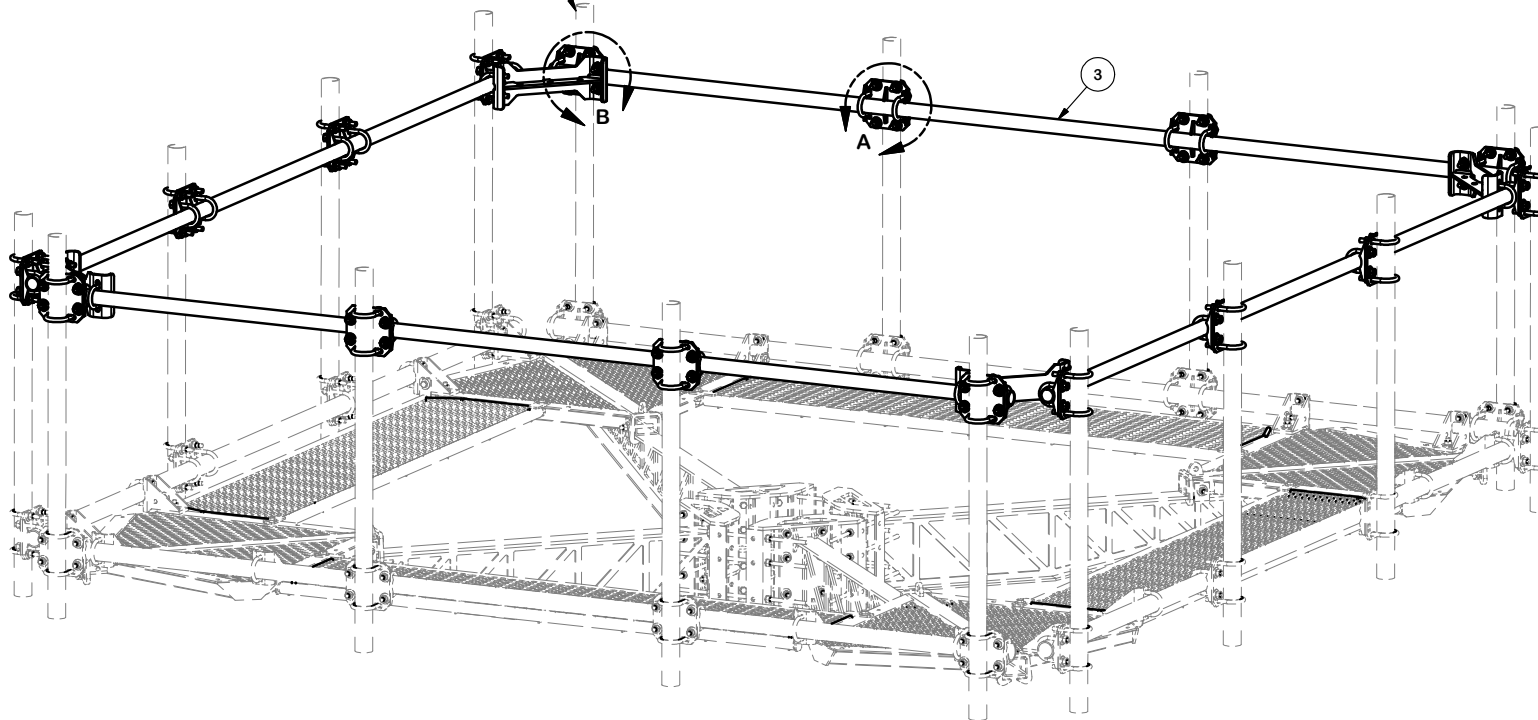
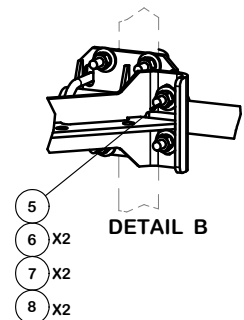
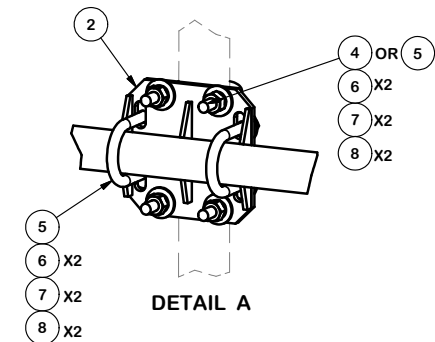


2-3/8" TO 2-7/8"
ANTENNA MOUNTING PIPES
(ORDERED SEPARATELY)



PARTS LIST					
ITEM	QTY	PART NO.	PART DESCRIPTION	LENGTH	UNIT WT.
1	4	X-F4PHRW	CORNER WELDMENT FOR 4-SIDED FORTRESS PLATFORM HADNRAIL KITS		19.32
2	16	X-SCX3-FR	FORTRESS CROSSOVER PLATE		6.61
3	4	P2174	2-3/8" OD X 174" SCH 40 GALVANIZED PIPE	174 in	55.75
4	32	X-UB5300	5/8" X 3" X 5-1/4" X 2-1/2" U-BOLT (HDG.)		1.15
5	72	X-UB5258	5/8" X 2-5/8" X 4-1/2" X 2" U-BOLT (HDG.)		1.00
6	144	G58FW	5/8" HDG USS FLATWASHER	1/8 in	0.07
7	144	G58LW	5/8" HDG LOCKWASHER		0.03
8	144	G58NUT	5/8" HDG HEAVY 2H HEX NUT		0.13
				TOTAL WT. #	547.48



TOLERANCE NOTES

TOLERANCES ON DIMENSIONS, UNLESS OTHERWISE NOTED ARE:
SAWED, SHEARED AND GAS CUT EDGES ($\pm 0.030"$)
DRILLED AND GAS CUT HOLES ($\pm 0.030"$) - NO CONING OF HOLES
LASER CUT EDGES AND HOLES ($\pm 0.010"$) - NO CONING OF HOLES
BENDS ARE $\pm 1/2$ DEGREE
ALL OTHER MACHINING ($\pm 0.030"$)
ALL OTHER ASSEMBLY ($\pm 0.060"$)

PROPRIETARY NOTE:
THE DATA AND TECHNIQUES CONTAINED IN THIS DRAWING ARE PROPRIETARY INFORMATION OF VALMONT INDUSTRIES AND CONSIDERED A TRADE SECRET. ANY USE OR DISCLOSURE WITHOUT THE CONSENT OF VALMONT INDUSTRIES IS STRICTLY PROHIBITED.

DESCRIPTION

HANDRAIL KIT FOR
14' 4-SIDED FORTRESS™ PLATFORM

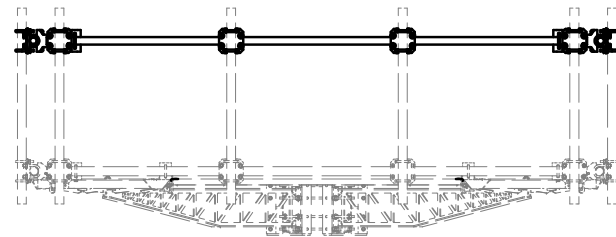
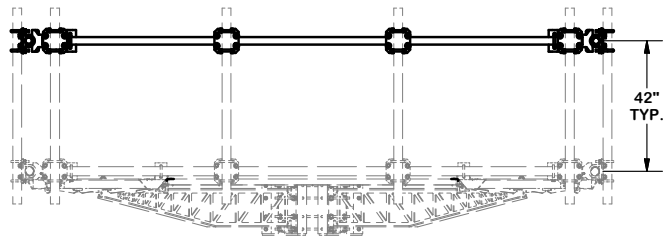
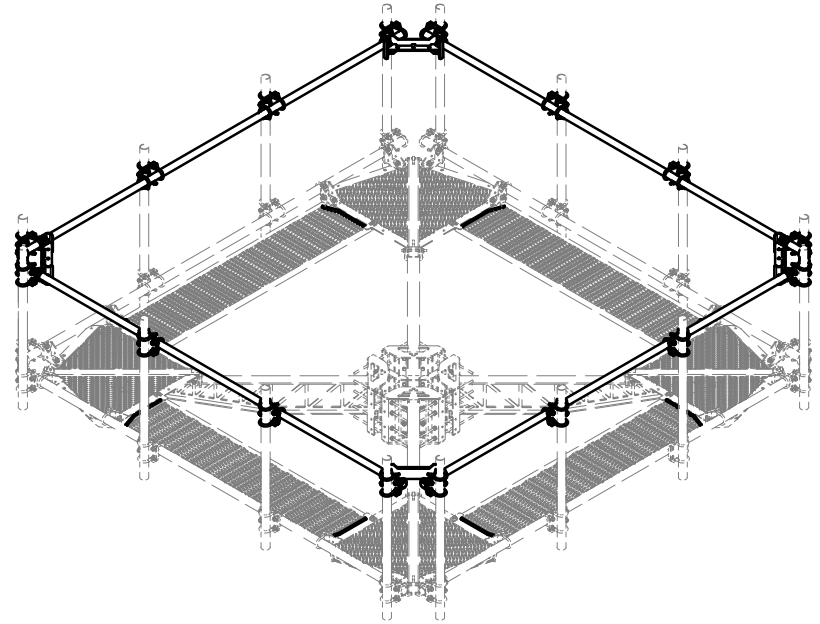
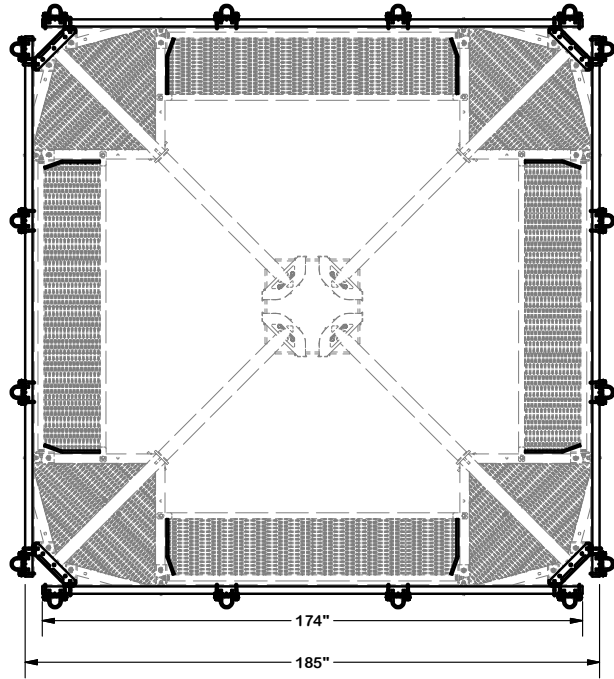
CPD NO.	DRAWN BY CEK 8/29/2017	ENG. APPROVAL
CLASS 81	SUB 02	DRAWING USAGE CUSTOMER



Engineering
Support Team:
1-888-753-7446

Locations:
New York, NY
Atlanta, GA
Los Angeles, CA
Plymouth, IN
Salem, OR
Dallas, TX

PART NO.	F4P-HRK14
DWG. NO.	F4P-HRK14



TOLERANCE NOTES

TOLERANCES ON DIMENSIONS, UNLESS OTHERWISE NOTED ARE:
 SAWED, SHEARED AND GAS CUT EDGES ($\pm 0.030"$)
 DRILLED AND GAS CUT HOLES ($\pm 0.030"$) - NO CONING OF HOLES
 LASER CUT EDGES AND HOLES ($\pm 0.010"$) - NO CONING OF HOLES
 BENDS ARE $\pm 1/2$ DEGREE
 ALL OTHER MACHINING ($\pm 0.030"$)
 ALL OTHER ASSEMBLY ($\pm 0.060"$)

PROPRIETARY NOTE:
 THE DATA AND TECHNIQUES CONTAINED IN THIS DRAWING ARE PROPRIETARY INFORMATION OF VALMONT INDUSTRIES AND CONSIDERED A TRADE SECRET. ANY USE OR DISCLOSURE WITHOUT THE CONSENT OF VALMONT INDUSTRIES IS STRICTLY PROHIBITED.

DESCRIPTION

HANDRAIL KIT FOR
 14' 4-SIDED FORTRESS™ PLATFORM

CPD NO.	DRAWN BY CEK 8/29/2017	ENG. APPROVAL
CLASS 81	SUB 02	DRAWING USAGE CUSTOMER
	CHECKED BY	



Engineering
 Support Team:
 1-888-753-7446

Locations:
 New York, NY
 Atlanta, GA
 Los Angeles, CA
 Plymouth, IN
 Salem, OR
 Dallas, TX

PART NO.	F4P-HRK14
DWG. NO.	F4P-HRK14